



Husqvarna Automower® 2023



NEW

Launching Automower® NERA
A new era of wire free robotic mowing



Make your lawn better

Research, innovation and lush, green lawns have made Husqvarna a world leader in robotic mowing. We are proud that more than three million home owners around the world are trusting us to keep their lawns in perfect shape.

Designed for functionality and durability, Husqvarna Automower® works quietly, efficiently and independently to give you the best finish. You're always in control, with a lawn to be proud of, and with more time to enjoy life — and your garden.

Husqvarna strives to offer the latest technology to give the best mowing experience. Such as intelligent mapping for tailored zone control on your lawn or the flexibility of boundary wire free mowing. Enjoy the convenience of complete command from both your smartphone and your smart home with the Automower® Connect app. From edge to edge and zone by zone, manage and monitor your Husqvarna robotic mower.

Thanks to our extensive product range, there is a Husqvarna Automower® model that fits your garden and your needs. Add accessories to personalise the mower to fit you and your garden and check out our Husqvarna Care™ offers for leasing options, installation and winter storage. Make your lawn better.





Covers all areas

The guide wire helps ensure that Automower® reaches remote work areas. It also helps it find the shortest way back to the charging station, saving energy and avoiding visible tracks.



Manages narrow spaces

Automower® senses narrow passages and finds its way through even the narrowest gaps.



Works in the rain

Automower® gives you great cutting results in any type of weather. Its vital parts are safely protected from rain, as well as dust and grass clippings.

Robotic mowers for every garden

With Husqvarna Automower® you will unlock hours and hours of free time each year. Instead of mowing the lawn you can spend more time with your family and friends, and engage in activities and projects that are more enjoyable. And all the while, you can put your mind at ease knowing that your lawn is always kept in perfect shape by your robotic mower. Quietly and effortlessly, in rain or shine.

Every garden is unique – including yours. That said, the many different models in the wide Automower® range cover everything from smaller urban gardens to challenging areas up to 5,000 m². Ensuring full coverage of complex lawns with remote areas and narrow spaces is a hallmark of the Automower® robotic mower. Tough slopes and uneven ground are matched by large wheels, low centre of gravity and optimized balance. If you have a garden with extreme challenges, our all-wheel drive model can tackle slopes up to an impressive 70 %.



Recharges automatically

Automower® finds its way back to the charging station automatically. It recharges for about 60 minutes, then resumes mowing – all without any effort on your part.



Makes virtually no noise

You'll be surprised how quickly you forget about your robotic mower. You'll hardly notice it as it rolls around your garden doing its job quickly, quietly and efficiently.



Manages steep slopes

Thanks to optimized design and intelligent behaviour, Automower® 435X AWD can cope with slopes up to 70% or 35°.

Smart lawn care just got smarter

We take pride in helping you improve your garden in the most efficient way possible, providing a carefree user experience. Automower® takes advantage of the latest technology, while also offering the outstanding reliability of Swedish engineering.

We are now launching the EPOS™ technology which adds a number of new possibilities for you and your garden, including wire-free installation and zone control with centimetre accuracy. With Automower® NERA, we are entering a new era of smart lawn care.



Automower® Connect

With the Automower® Connect app, your robotic mower is ready to become part of your smart home. You can voice-control it with Amazon Alexa or Google Home, and you can use it in IFTTT applets. Perhaps you want it to park when your kids come home from school or perfectly synchronise it with the weather?

Design your lawn – Zone by zone

With Automower® Zone Control you can define different areas of your lawn and apply different schedules and cutting heights to each area directly in the Automower® Connect app. You can also create stay-out zones which prevent the robotic mower from mowing in areas without changing the installation.



GPS assisted navigation

An onboard GPS system creates a map of the garden, including where the boundary and guide wires are installed. Automower® will then remember which parts of the garden it has covered and adjusts its mowing pattern accordingly. This will ensure optimized lawn coverage and an excellent cutting result.



Weather timer

All Automower® models feature the weather timer which automatically adapts the time the mower spends mowing. Meaning Automower® works more in periods of strong grass growth and less in dry, sunny weather.



Automatic Passage Handling

All Automower® models can manage passages as narrow as 60 cm. Automatic passage handling makes installation easier and minimizes track marks.

Discover NERA

Robotic mowing without boundary wires

Husqvarna Automower® NERA is a new era of robotic lawn mowers without perimeter wire. Optimised for larger lawns, the range consists of Automower® 320 NERA, Automower® 430X NERA and Automower® 450X NERA.

Designed to aesthetic perfection and equipped with next-generation intelligence, Automower® NERA easily tackles the rough terrain, tight corners and slopes of your large and complex lawn with precision accuracy, giving you the perfect lawn. From its optional wire-free installation to its smart features like object avoidance, every aspect of mowing has been optimised with you in mind — enabling more time than ever for you to enjoy your garden.



How EPOS works without perimeter wires



Husqvarna EPOS™ is the latest technology available for residential Automower® robotic lawn mowers. The satellite-based technology enables the mower to work within precise wire-free boundaries. All you need is your mobile phone and the Automower® Connect app to easily define the virtual boundaries. Flexible work areas and temporary stay out zones can be created giving you customisable zone control. Husqvarna's intelligent satellite technology delivers centimeter level accuracy in seconds and requires an unimpeded sky view to ensure optimal technical conditions. We offer mandatory garden checks to ensure a hassle free installation of Husqvarna EPOS™.

Object avoidance

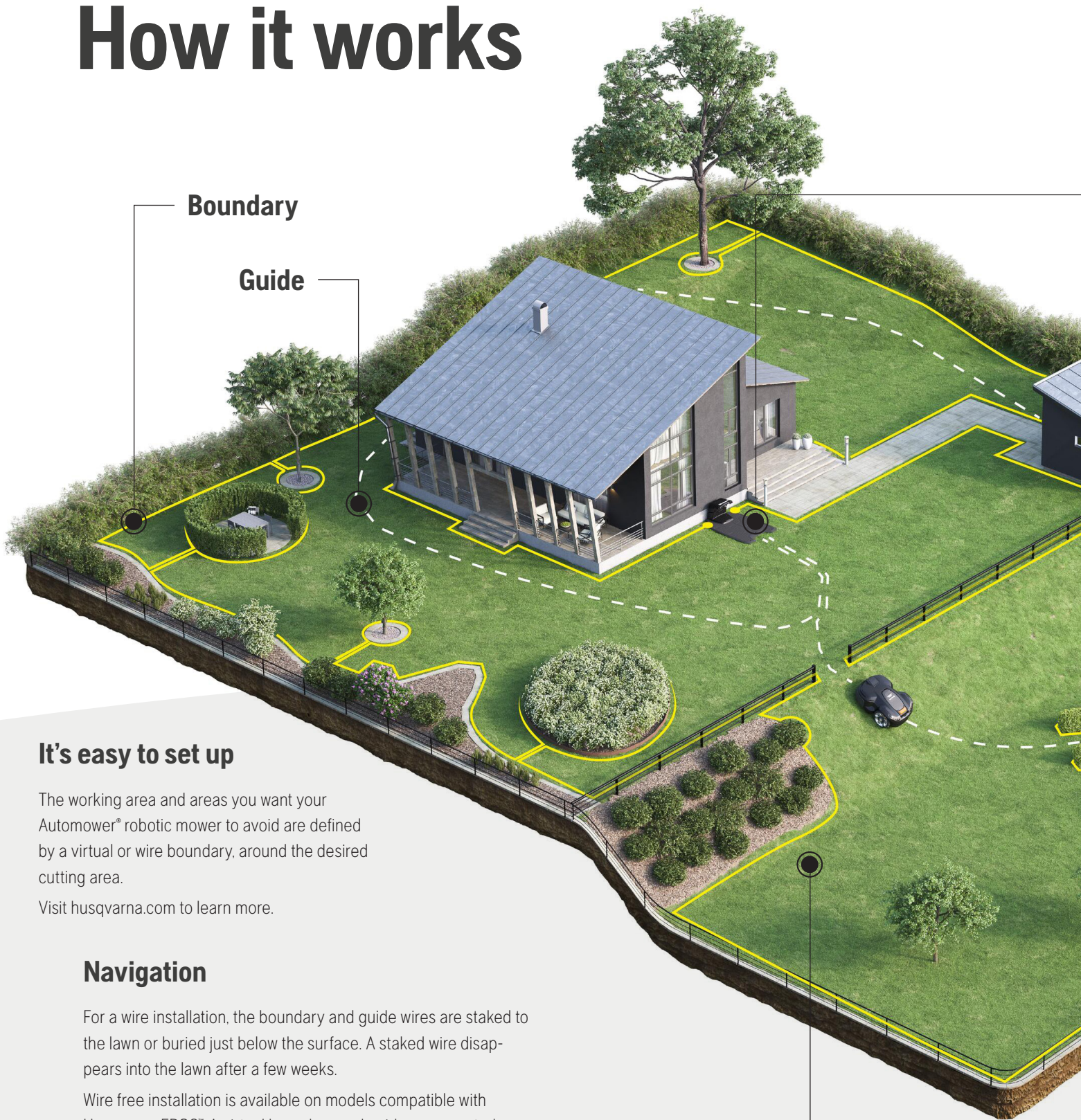
Intelligent object avoidance through radar technology ensures precision cutting, reducing the risk of unplanned stops. When the mower detects an object on the lawn it turns away to avoid impact. Available on 430X NERA and 450X NERA models.



LEARN MORE

Learn more about Automower® NERA and installation at Husqvarna.com/NERA

How it works



It's easy to set up

The working area and areas you want your Automower® robotic mower to avoid are defined by a virtual or wire boundary, around the desired cutting area.

Visit husqvarna.com to learn more.

Navigation

For a wire installation, the boundary and guide wires are staked to the lawn or buried just below the surface. A staked wire disappears into the lawn after a few weeks.

Wire free installation is available on models compatible with Husqvarna EPOS™. A virtual boundary and guides are created using the Automower® Connect app.

For both wire and virtual installations, the mower will stay inside this boundary (the working area).


Irregular movement pattern

- No need for specific programming.
- Covers all parts even if the lawn is complex and/or contains trees, flowerbeds, passages, etc.
- Allows the grass to get cut from different directions, creating a smooth carpet-like surface.

Recharging

When it's time to recharge, the robotic mower finds the charger by using one of three methods:

- By picking up a signal from the charging station antenna.
- By following the guide back to the charging station.
- By following the boundary until it's within reach of the home signal.



Efficient cutting technique

- The grass is cut with three fine, razor-sharp blades.
- The three free-hanging blades are mounted on a disc and are easily replaced.
- The blades can rotate back into the disc to minimize damage, should they hit hard objects — stones, branches, etc.
- The grass clippings are so fine and small they don't need to be collected.

Impressive cutting result

Automower® uses razor-sharp blades to cut every blade of grass, resulting in a lush, green lawn that conventional blades cannot achieve. The grass clippings become a natural fertilizer, helping to keep lawns lush, green and moss free.

Collision and lift sensors

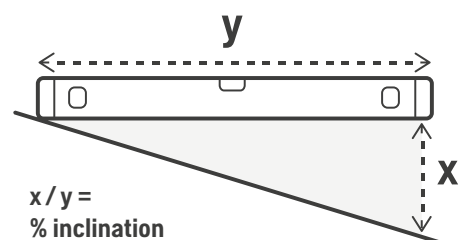
Collision and lift sensors increase safety. When the mower runs into an object it'll reverse, turn and choose another direction. If it's lifted, the blade and mower will stop immediately.

Mowing cycle

- The concept is to keep short grass short.
- Automower® finds the charging station automatically.
- Charges for approximately 60 minutes.
- Resumes mowing, day in and day out regardless of the weather (except snow).

How to calculate your lawn's inclination

Place a spirit level on the ground and hold it horizontally level. Measure the distance to the ground from the end of the level that does not meet the ground. Then divide that distance by the length of the level. The result you get is the inclination in %. An example: If the distance is 10 cm and the length of your spirit level is 50 cm, the inclination is 20%.



**Husqvarna
Automower®
buying guide**



husqvarna.com/roboticbuyingguide

Automower® X-Line


Automower® X-Line is our most fully-featured range, designed for those who want a top-of-the-line robotic mower. These robotic mowers are equipped with the X-Line feature package, including Automower® Connect with GPS theft tracking, GPS assisted navigation, AIM Technology offering flexible zone control and LED headlights.



The mower's maximum working area



The maximum incline it handles



Automower® Connect

10 years cellular connectivity is included on all X-Line models. Meaning that they are ready for Smart Home integration, GPS tracking and control via the Automower® Connect app from anywhere in the world.



Automower® 435X AWD

The world's first Husqvarna Automower® AWD robotic mower makes easy work out of the most demanding lawns of up to 3,500 m². Managing slopes of up to an impressive 70% (35°) incline, it delivers great results even in the most challenging hilly grass areas. Featuring AIM Technology which offers intelligent mapping of your lawn for tailored zone control.

3,500 m² 70%

967 85 33-21

€ 0.000



NEW Automower® 450X NERA

The perfect cut 24/7 on lawns up to 5000 m². From intelligent object avoidance to reliable operation – rain or shine – with less tracking and smooth performance, it navigates every corner with ease. Wire-free installation available with the Husqvarna EPOS™ Plug-in Kit..

5,000 m² 50%

970 53 53-21

€ 0.000



NEW Automower® 430X NERA

Advanced mowing for perfect results on lawns up to 3200 m². For a customised lawn 24/7, create multiple work areas and temporary stay-out zones from your smartphone with Automower® Zone Control. Wire-free installation available through the Husqvarna EPOS™ Plug-in Kit..

3,200 m² 50%

970 53 52-21

€ 0.000



Automower® 415X

Combining premium performance and ease of use, this model is the perfect choice for every mid-sized garden. Mows complicated lawns up to 1,500 m², handling both narrow passages and slopes up to 40% with a perfect result. Easily cleaned and washed off with a hose and featuring AIM Technology which offers intelligent mapping of your lawn for tailored zone control.

1,500 m² 40%

970 47 17-21

€ 0.000



Automower® 405X

High-performance, yet easy to use model suited for smaller lawns. Mows complicated lawns up to 600 m², handling both narrow passages and slopes up to 40% with a perfect result. Easily cleaned and washed off with a hose and featuring AIM Technology which offers intelligent mapping of your lawn for tailored zone control..

600 m² 40%

970 45 62-21

€ 0.000

Automower®

Our Automower® series have a high cutting capacity, low noise levels and advanced features. In the wide range there are models that handle everything from small to large lawns, complex and simple – and provide an excellent result. They can easily be controlled by the Automower® Connect app.



The mower's maximum working area



The maximum incline it handles



Automower® Connect

Bluetooth® connectivity means you can control your mower via the Automower® Connect app within 30 meters. Full connectivity is available with Automower® Connect Kit - see page 16 for details.

WiFi connectivity is included on Automower® 320 NERA and Automower® Aspire R4 giving you access to the Automower® Connect app from anywhere in the world.



NEW

Automower® 320 NERA

A high-performance robotic lawn mower for lawns up to 2200 m² handling rough terrain. Automower® 320 NERA offers a premium cutting experience, reliable operation and robust design. Wire-free installation available with the Husqvarna EPOS™ Plug-in Kit.

2,200 m² 50%

970 53 51-21

€ 0.000



Automower® 315 Mark II

A reliable mower for medium-sized gardens with various obstacles. A compact 4-wheeled design means it can handle slopes with a 40% incline and guide itself through narrow passages.

1,500 m² 40%

970 52 68-21

€ 0.000



Automower® 310 Mark II

A robust mower for small to medium-sized lawns with common obstacles. A compact 4-wheeled design means it can handle slopes with a 40% incline and guide itself through narrow passages.

1,000 m² 40%

970 52 67-21

€ 0.000



Automower® 305

The perfect choice for smaller lawns with complex areas. A compact 4-wheeled design means it can handle slopes with a 40% incline and guide itself through narrow passages.

600 m² 40%

967 97 40-21

€ 0.000



NEW

Automower® Aspire™ R4

This compact robotic mower offers a lawn cut to perfection 24/7. Optimised for lawns up to 400 m² with systematic passage mowing for precisely cut narrow passages. Complete control from your smartphone with the Automower® Connect app and smart wall storage with the included Aspire™ hooks.

400 m² 25%

970 56 85-21

€ 0.000

		AUTOMOWER® SERIES					AUTOMOWER® X-LINE SERIES					
		MODEL NO.	ASPIRE® R4	305	310 Mark II	315 Mark II	320 NERA	405X	415X	430X NERA	450X NERA	435X AWD
SUPERIOR LAWN	Area capacity		400 m ²	600 m ²	1,000 m ²	1,500 m ²	2,200 m ²	600 m ²	1,500 m ²	3,200 m ²	5,000 m ²	3,500 m ²
	Slope performance		25%	40%	40%	40%	50%	40%	40%	50%	50%	70%
	Search methods		1	3	3	3	4	3	3	4	5	4
	Guide wire		1	1	1	1	2	1	1	2	3	2
	Remote starting points		×3	×3	×3	×3	×5	×3	×3	×5	×5	×5
	Electric cutting height adjustment						●	●	●	●	●	●
	Frost guard		●	●	●	●	●	●	●	●	●	
INTELLIGENT	Wire-free installation available						●			●	●	
	Automower® Zone Control						○	●	●	●	●	●
	Automower® Connect		●	●	●	●	●	●	●	●	●	●
	Smart Home integration		●	○	○	○	●	●	●	●	●	●
	FOTA (Firmware Over The Air)		●				●	●	●	●	●	●
	GPS assisted navigation						●	●	●	●	●	●
	Systematic passage mowing		●	●	●	●	●	●	●	●	●	●
	AIM Technology							●	●	●	●	●
	Husqvarna EPOS® Guidance						○			○	○	
	Automower® Accessory Port						●			●	●	
	Automower® Access						●			●	●	●
	Possible to combine with Gardena Smart System			○	○	○	○	●	●	●	●	●
	Profiles (settings memory)			●	●	●	●	●	●	●	●	
	Spiral cutting			●	●	●	●	●	●	●	●	
Spot cutting			●	●	●	●	●	●	●	●		
SAFE	Object Detection & Avoidance									●	●	●
	LED headlights							●	●	●	●	●
	Rubber bumper							●	●	●	●	●
	GPS theft protection			○	○	○	○	●	●	●	●	●
RELIABLE	Backlit display/keypad									●	●	●
	Easy cleaning		●	●	●	●	●	●	●	●	●	
	Large display			●	●	●	●	●	●	●	●	●

		AUTOMOWER® SERIES					AUTOMOWER® X-LINE SERIES						
		MODEL NO.	ASPIRE® R4	305	310 Mark II	315 Mark II	320 NERA	405X	415X	430X NERA	450X NERA	435X AWD	
TECHNICAL SPECIFICATIONS	Typical charging time		75 min	60 min	60 min	60 min	90 min	60 min	60 min	45 min	75 min	30 min	
	Typical mow time on one charge		70 min	70 min	70 min	70 min	170 min	70 min	70 min	120 min	260 min	100 min	
	Sound level (perceived), dB(A)*		59 dB(A)	59 dB(A)	59 dB(A)	60 dB(A)	58 dB(A)	62 dB(A)	62 dB(A)	56 dB(A)	60 dB(A)	60 dB(A)	
	Minimum passage		60 cm	60 cm	60 cm	60 cm	60 cm	60 cm	60 cm	60 cm	60 cm	60 cm	
	Maximum slope inside installation		25%	40%	40%	40%	50%	40%	40%	50%	50%	70%	
	Maximum slope by boundary wire		10%	15%	15%	15%	25%	15%	15%	25%	25%	50%	
	Alarm / PIN code / GPS tracking		- / ● / -	● / ● / -	● / ● / -	● / ● / -	● / ● / -	● / ● / ●	● / ● / ●	● / ● / ●	● / ● / ●	● / ● / ●	● / ● / ●
	Cutting width / height		16/2-4.5 cm	22/2-5 cm	22/2-5 cm	22/2-5 cm	24/2-6 cm	22/2-5 cm	22/2-5 cm	24/2-6 cm	24/2-6 cm	22/3-7 cm	
	Battery type		Li-ion	Li-ion	Li-ion	Li-ion	Li-ion	Li-ion	Li-ion	Li-ion	Li-ion	Li-ion	Li-ion
	Mean energy consumption at maximum use		5 kWh /month	5 kWh /month	8 kWh /month	10 kWh /month	19 kWh /month	10 kWh /month	10 kWh /month	20 kWh /month	24 kWh /month	24 kWh /month	
	Weight, kg		5.9 kg	9.4 kg	9.4 kg	9.4 kg	12.8 kg	9.5 kg	9.5 kg	14.6 kg	15 kg	17.3 kg	
	Blades included		3 pcs	9 pcs	9 pcs	9 pcs	9 pcs	9 pcs	9 pcs	9 pcs	9 pcs	9 pcs	

*Perceived sound level determined in conformity with ISO 11094. The average perceived sound power level includes variation in production as well as variation from the test code with 1-2 dB(A)

Under the hood there is 25 years of innovation and engineering

Superior lawn

All-wheel-drive

The impressive slope performance of our all-wheel-drive mower means that you no longer have to deal with tough inclines where it's close to impossible to operate a brushcutter or a hover mower.

Dual cutting directions

The thin razor blades have two edges and the blade motor spins in both directions to maximize blade life.

Frost guard

Prevents the mower from working on (and damaging) a frosty lawn.

Search methods

Several possible methods for the mower to find the fastest and most efficient way back to the charging station:

- Signal from the antenna in the charging station (reach 0–7 meters)
- Follow guide wire (1–3 pcs depending on model)
- Follow boundary wire

Guide wire

The guide wire offers a direct, reliable return path. Selected models may also use the boundary wire to find their way back to the charging station.

Remote starting points

Allows you to start the robotic mower away from the charging station. Useful when there are narrow passages separating lawn areas to ensure a uniform cutting result.

Slope performance

Automower® can handle slopes up to 70% (35°) (See model specific slope performance on page 12). The optional terrain kit accessory improves performance in certain conditions. The built-in slope compensation features ensure a perfectly cut lawn, even on slopes and other challenging surfaces.

Electric cutting height adjustment

Adjust the length of your grass with a simple push of a button on the keypad, a turn on the Automower® Access jog wheel, or via the Automower® Connect app.



AIM Technology

Improves the robotic mower's precision by using GPS and sensors on your mower to map your lawn. This generated map view is then accessed in Automower® Connect app, enabling enhanced features and benefits.

Automower® Zone Control

Lets you create work areas and stay-out zones via your smartphone for customisable zone control.

Husqvarna EPOS™ Guidance

Automatically calculates the most efficient route to and from the charging station's docking point.

Husqvarna EPOS™ Technology

Enables virtual boundaries through satellite based technology, instead of physical wires. Making it possible to define several work areas with different timers and settings.

Automower® Accessory Port

Available on the new NERA range, the accessory port enables Plug-in accessories to be attached to the mower for additional features and technology.

Wire-free installation available

The new NERA models compatible with the intelligent Husqvarna EPOS™ Plug-in Kit offer you the freedom of completely customisable lawn maintenance.

Automatic passage handling

All Automower® models can pass through passages as narrow as 60 cm. Automatic passage handling is a function that makes installation easier and minimizes track marks.

Automower® Access

A modern and simplified jog-wheel user interface for easy interaction.

Automower® Connect

Automower® Connect app gives you full control of your mower from your smartphone. You can control, configure and receive notifications from your robotic mower.

FOTA (Firmware Over The Air)

Mower software automatically updated over the air through Automower® Connect.

GPS assisted navigation

An onboard GPS system creates a map of the garden, including where the boundary and guide wires are installed. The robotic mower will then remember which parts of the garden it has covered and adjusts its mowing pattern accordingly. This will ensure optimized lawn coverage and an excellent cutting result.

Possible to combine with Gardena smart system

Via Automower® Connect you can integrate your robotic mower with Gardena Smart System and let mowing and watering work together.

Profiles (settings memory)

Memories for groups of settings. Great if you operate the robotic mower in more than one location.

Slope control

Intelligent behaviour in steep slopes for better traction and less wear on the lawn.

Smart home integration

With Automower® Connect you can fully integrate your robotic mower into your smart home. Voice-control it with Alexa and Google Home, use it in IFTTT routines and more.



Safe

Blade disc balance control

Automatically detects imbalance in the cutting system caused by missing, double-mounted or bent blades.

LED Headlights

Effective LED lights help you see the mower working in the dark. If a malfunction occurs, the lights will start flashing.

Rubber bumper

Protects the body during collisions.

Object Detection and Avoidance

Built-in technology assists the mower to detect and avoid objects, reducing the risk of unplanned stops.

GPS theft protection

Products equipped with GPS tracking and Automower Connect®, immediately begin tracking the mowers GPS position and send notifications to your device. Making the installation extra safe and minimising the risk of theft.

Pivoting blades

Sharp, pivoting blades cut rather than tear the grass, which reduces noise and energy consumption. When encountering hard objects, the blades will pivot back into the cutting disc upon impact to avoid shattering.

Theft protection

Automower® is equipped with an alarm and cannot be used without the personal PIN code. With Automower® Connect you can also receive alarms and track its position in case of theft.

Reliable

All rubber tires

Good wear resistance and low noise when running over hard surfaces.

Backlit display/keypad

For easier interaction with your robotic mower at night.

Designed for long life

High quality brushless motors, stainless bearings and rubber sealings ensure long-lasting functionality.

Easy cleaning

It's easy to clean all external surfaces with a water hose – for easy maintenance.

Large display

For extra ease of use.

Eco-smart

Eco-mode

With Eco-mode activated, the loop signal in the boundary and guide wire will automatically turn off when the mower returns to the charging station, or is not allowed to mow due to timer settings.

Skid plate

Reduces energy consumption, protects the cutting disc and helps keep blades clean.

Ultra-quiet drive

Innovative motor design further reduces noise from the wheel drive system.

NOTE: NOT ALL LISTED FEATURES ARE AVAILABLE ON ALL HUSQVARNA AUTOMOWER® MODELS. PLEASE CHECK PAGE 12 FOR TECHNICAL SPECIFICATIONS OF THE VARIOUS MODELS.



Accessories

The many accessories and spare parts available for your Automower® robotic mower add to the experience and make sure you will always get the perfect results and high performance it is designed for.



Husqvarna EPOS™ Plug-in Kit

Enjoy the flexibility of wire-free Automower® installation – a reliable alternative to physical wires. This robust and intelligent plug-in and reference station gives you the freedom of completely customisable lawn maintenance and is compatible with 320 NERA, 430X NERA and 450X NERA..

970 66 34-01 €0.000

Automower® Installation Kits

This installation kit makes setting up your robotic mower easy. Necessary for Husqvarna Automower® wire installations, it includes Automower® Boundary Wire, Automower® Stakes, Automower® Couplers and Automower® Connectors.

Large – ideal for gardens up to 5000 m2, or more complex gardens up to 2500 m2.
967 97 23-01 €0.000

Medium – ideal for gardens up to 2000 m2, or more complex gardens up to 1000 m2
967 97 22-01 €0.000

Small – ideal for gardens up to 800 m2, or more complex gardens up to 400 m2
967 97 21-01 €0.000

Automower® Endurance Blades

Husqvarna Automower® Endurance blades provide more than twice the lifetime compared to classic blades thanks to the design. The design allows for a harder and sharper edge without compromising on safety standards and provides cutting edges on all 4 sides.

6 pcs, 595 08 44-01 €0.000



VISIT HUSQVARNA.COM TO SEE OUR FILM ABOUT SAFETY BLADES

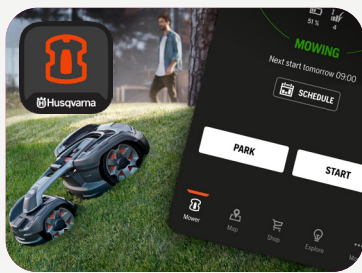
Use original Husqvarna blades only. Tested and approved by independent Intertek for safety, function and noise levels in compliance with the Machine Directive.



Automower® Repair Kit

A handy kit for repairing the boundary wire or making smaller adjustments of the work area.

597 53 95-01 €0.000



Automower® Connect Kit

Control and configure your robotic mower from anywhere in the world with the Automower® Connect app. Features theft protection with GPS tracking.

Connect kit for Automower® models 305, 310, 310 Mark II, 315, 315 Mark II, 320 NERA €0.000



Automower® Connector Protection Box

Protect your Automower® installation during off-season. This sealed protection box is designed to safely store and keep connectors, wire ends and anchor screws from moisture, rain, ice and snow. Being able to conveniently store up to 5 wires also helps keep your lawn tidy.

599 80 17-01 €0.000



Automower® Standard Boundary Wire

Husqvarna original wire for defining the cutting area and securing robotic mower guidance. Suitable for most installations and easy to install.

50 m, 597 23 78-02 €0.000

150 m, 597 23 78-01 €0.000



Automower® Area Switch

An accessory that can be used to shortcut the boundary wire, effectively creating zones that easily can be switched on or off.

529 45 97-01 € 0.000



Gardena Irrigation Control Set

Measure soil moisture, outside temp and light intensity automatically, and let Gardena Smart System water accordingly, keeping your lawn green and fresh, always.

Gardena Smart System € 0.000



Automower® Rough Terrain Kit

Provides excellent traction on rough and sloping lawns.

305/310 Mark II/315 Mark II/405X/415X, 597 70 54-01 € 0.000
 310/315/315X, 587 23 53-01 € 0.000
 320 NERA/430X NERA/450X NERA, 536 84 92-1 € 0.000



Automower® Heavy Duty Boundary Wire

With a 100% copper core and isolated surface this premium wire offers long-time reliability for large and complex areas.

500 m, 522 91 41-02 € 0.000



Automower® Temporary Fence

These robust steel arches offer the ideal solution when you need to temporarily fence off a certain lawn area from being mowed by your robotic mower.

597 98 70-01 € 0.000



Automower® FlexiFence

Create a temporary stay-out zone within your existing installation. Up to 30 days battery time and rechargeable with USB.

529 88 05-01 € 0.000



Automower® Cleaning and Maintenance Kit

Equipment for light cleaning and maintenance of your robotic mower during season.

590 85 51-01 € 0.000



Automower® Wall Hanger

Easy wall storage for robotic mower and charging station when not in use or during winter.

305/310 Mark II/315 Mark II/405X/415X, 597 70 36-01 € 0.000
 310/315/315X, 587 22 40-01 € 0.000
 320 NERA/430X NERA/450X NERA, 536 84 93-01 € 0.000



Automower® Housing

Protects the charging station and the robotic mower from exposure to sun and rain.

305/310/310 Mark II/315/315 Mark II/315X/405X/415X, 587 23 61-01 € 0.000
 320 NERA/430X NERA/450X NERA, 435X, 536 66 41-01 € 0.000
 R4 Aspire™ 5366618-01 € 0.000

Beyond easy ownership

Caring for your Husqvarna equipment couldn't be easier. Because we can do it for you. Our service concept Husqvarna Care™ has been developed to provide you with truly trouble-free ownership. Including options like extended warranty, service contracts and leasing – all to make your Husqvarna ownership even better.



WARRANTY PLUS

Extend your coverage.

With Warranty Plus you secure trouble-free performance for your Husqvarna for up to 5 years. This option can be added up to 30 days after your purchase.

- Husqvarna Automower® + 3 years

SERVICE PLUS

Enter the world of convenience.

Service Plus is a 3 or 5-year all-inclusive service package for your robotic mower, meaning convenience and trouble-free ownership for you. We take care of servicing, repairs and off-season storage at a fixed monthly cost.

LEASE PLUS

A modern kind of ownership.

Focus on what matters. Lease Plus is the ultimate in easy ownership. Currently available on our Automower® robotic mower, select Rider models, Aspire bundles, and Battery Handheld products. It means we take full responsibility for installing*, storing* and servicing your product – for a full 3 or 5 years! Just consult your local dealer to choose the right model and sign up. At the end of the leasing period trade in your product and upgrade to a new model and leasing offer.

	WARRANTY PLUS	SERVICE PLUS	LEASE PLUS
Warranty repairs	●		
Yearly service	(●)	●	●
Winter storage*	–	●	●
Genuine Husqvarna blades*	–	●	●
Installation*	(●)	(●)	●
Insurance*	–	–	●

● = Included in the service offering (●) = Required but not included *When applicable



Installation is simple — especially if you let your dealer do it

Our authorized dealers have the experience and training to install Automower® robotic mowers efficiently and reliably. The layout will be perfectly adapted to your garden — taking topography, inclination, obstacles and separated work areas into account.

If you wish to install the Automower® robotic mower yourself — which is quite simple once you know the basics — we recommend that you watch the how-to videos featured on the Husqvarna Worldwide channel on YouTube. The installation by an authorized dealer is mandatory for Husqvarna Care™.



WE'RE HERE TO HELP

Read more about the benefits of Husqvarna Care™ at husqvarna.com/HusqvarnaCare



WATCH THE PLAYLIST

"How to install Husqvarna Automower™" on Husqvarna worldwide on YouTube

NEW HUSQVARNA ASPIRE™

Enjoy smarter garden work with compact, efficient tools

Husqvarna Aspire™ is a new range of efficient garden tools with compact, flexible design and smart details to make your garden work enjoyable. The 18 V **POWER FOR ALL** battery system provides truly cordless convenience and great performance. Ideal for you who want to keep your own little garden the greatest place to be – with the least possible work effort.

SMART DESIGN FOR SMOOTH HANDLING

Spend more time enjoying your garden

The Husqvarna Aspire™ products are all high quality and carefully designed, with a sleek appearance and intuitive use in mind, to make your garden work nothing but effortless and enjoyable. The tools are easy to get started with and need little or no maintenance. Their low weight and high-performance motors help you get the work done efficiently and in no time.

POWER FOR ALL BATTERY SYSTEM

Experience flexible power

The **POWER FOR ALL** ALLIANCE is one of the largest cross-brand 18 Volt battery systems worldwide, stretching across a multitude of home and garden applications. The **POWER FOR ALL** ALLIANCE gathers a multiple of leading brands such as Husqvarna, Bosch, Gardena, Wagner and Rapid. You'll only need one charger and one battery for all your garden products if it suits you.

Blower Aspire™

High blow force adjustable in 3 steps for optimal performance

Hedge trimmer Aspire™

With leaf catcher taking care of residual leaves

ASPIRE™ RANGE

PRODUCTS

NEW AUTOMOWER® ASPIRE™ R4



400 m²
25/15%
20-45 mm
8 kg

BATTERY

- Automower® Connect WiFi
- Hose washable
- Systematic passage handling
- Husqvarna Aspire™ Storage System Compatible
- Digital onboarding for easy installation

Aspire™ R4, 970 56 85-21

Price excl. VAT € 0.000

Recommended installation kit: Small, 967 97 21-01

Price excl. VAT € 0.000

NEW LAWNMOWER ASPIRE™ LC34-P4A



500 W
34 cm
30-65 mm
12 kg

BATTERY

- PowerBoost™
- Compact and foldable
- Husqvarna Aspire™ Storage System Compatible
- 18 V POWER FOR ALL Alliance battery
- Digital onboarding

Aspire™ LC34-P4A, 970 64 83-01

Price excl. VAT € 0.000

NEW TRIMMER ASPIRE™ T28-P4A



28 cm
2.6 kg

BATTERY

- Dual lines
- Compact and effective
- Husqvarna Aspire™ Storage System Compatible
- 18 V POWER FOR ALL Alliance battery
- Digital onboarding

Aspire™ T28-P4A, 970 62 02-02

Price excl. VAT € 0.000

NEW HEDGETRIMMER ASPIRE™ H50-P4A



50 cm
2800 cuts/min
2.9 kg

BATTERY

- High cutting speed and leaf catcher
- Compact and light weight
- Husqvarna Aspire™ Storage System Compatible
- 18 V POWER FOR ALL Alliance battery
- Digital onboarding

Aspire™ H50-P4A, 970 62 03-01

Price excl. VAT € 0.000

NEW BLOWER ASPIRE™ B8X-P4A



8 N
10 m³/min
2.0 kg

BATTERY

- Three speed settings
- High blow force
- Husqvarna Aspire™ Storage System Compatible
- 18 V POWER FOR ALL Alliance battery
- Digital onboarding

Aspire™ B8X-P4A, 970 62 14-03

Price excl. VAT € 0.000

Pruner Aspire™

2-in-1 tool, efficient hand pruner with extendable telescopic shaft for a ladder-free pruning experience

Lawn mower Aspire™

Easy to lift and foldable, taking up minimum storage space. Easy to manoeuvre in all corners of your lawn

Robotic mower Aspire™

Compact Automower® model packed with smart features, for lawns up to 400m².

Trimmer Aspire™

Easily adjustable for super-precise trimming

COMPACT FORMAT FOR EASY STORAGE

You can store them all on the wall

With Husqvarna Aspire™ you'll have your garden machines stored in perfect order. The products are designed to take up as little space as possible when not in use, being foldable, adjustable or with removable parts. Each product has a bespoke metal hook, ready to mount directly on the wall for easy and stable storage. The optional storage rail provides an even neater and more flexible solution.

EXPLORE MORE

Find out more about Husqvarna Aspire™ at husqvarna.com/aspire

NEW PRUNER ASPIRE™ P5-P4A/PE5-P4A



- 1/4"
- 13 cm
- 5 m/s
- 1250 - 1700 mm
- 1.5 kg

BATTERY

- Removable pole with 1.7 m reach
- Compact and high performing
- Husqvarna Aspire™ Storage System Compatible
- 18 V POWER FOR ALL Alliance battery
- Digital onboarding

Aspire™ P5-P4A/PE5-P4A, 970 62 14-03, without pole

Price excl. VAT **€ 0.000**

Aspire™ P5-P4A/PE5-P4A, 970 62 13-03, with pole

Price excl. VAT **€ 0.000**

BATTERIES & CHARGERS

NEW BATTERY P4A 18-B45/ P4A18-B72



P4A 18-B45:

- Compact and light weight
- Ergonomic design
- 18 V POWER FOR ALL Alliance
- Digital onboarding

P4A 18-B72:

- Compact and light weight
- Ergonomic design
- More power and runtime
- 18 V POWER FOR ALL Alliance
- Digital onboarding

P4A 18-B45, 970 60 08-01, 45Wh, 0.36 kg

Price excl. VAT **€ 0.000**

P4A18-B72, 970 60 09-01, 72Wh, 0.66 kg

Price excl. VAT **€ 0.000**

NEW CHARGER P4A18-C70



- Compact
- 2 LED indicators
- 18 V POWER FOR ALL Alliance
- Digital onboarding

P4A18-C70, 970 60 10-01, 70W, 0.4 kg

Price excl. VAT **€ 0.000**

STORAGE SOLUTION

NEW ASPIRE™ STORAGE RAIL



- Compact size
- Durable aluminium
- Premium design

Aspire™ storage rail, 536 65 57-01

Price excl. VAT **€ 0.000**

NEW ASPIRE™ STORAGE SHELF



- Compact size
- Robust and durable
- Premium design
- Fits battery and charger

Aspire™ storage shelf, 536 65 60-01

Price excl. VAT **€ 0.000**

NEW ASPIRE™ STORAGE HOOK KIT



- Multiple use
- Robust and durable
- Premium design
- 5 hooks included

Aspire™ storage hook kit, 536 65 60-01

Price excl. VAT **€ 0.000**



Husqvarna®



Follow us on social media



Copyright © 2023 Husqvarna AB (publ). All rights reserved. Husqvarna and other product and feature marks are trademarks of Husqvarna Group or its licensors. The Bluetooth® word mark and logos are registered trademarks owned by Bluetooth SIG, Inc. and any use of such marks by Husqvarna is under license.

www.husqvarna.com

Husqvarna conducts continuous product development and reserves the right to change designs, specifications, technical data and equipment levels without prior notification. As an operator you are responsible for the proper use of our products and so you should read and understand all instructions and warnings in the operator manuals before using the products. Consult your dealer about the equipment and performance of our products in your country, as this can vary per country. Regarding protective clothing and safety equipment, design and use of reflective clothing, carefully check the legal requirements in your country. Reasonable steps are taken to ensure that technical data is up-to-date at the time of publication. We cannot accept responsibility for printing errors.